

C5G Project: Mapping local beliefs and non-adherence to COVID-19 prevention measures using social media



Project Leads: Jess Kropczynski & Nate Elrod
Student Developers: Pranav Mahajan & Howard Hall
Graduate Student Analysts: Monica Katragadda & Izunna Okpala

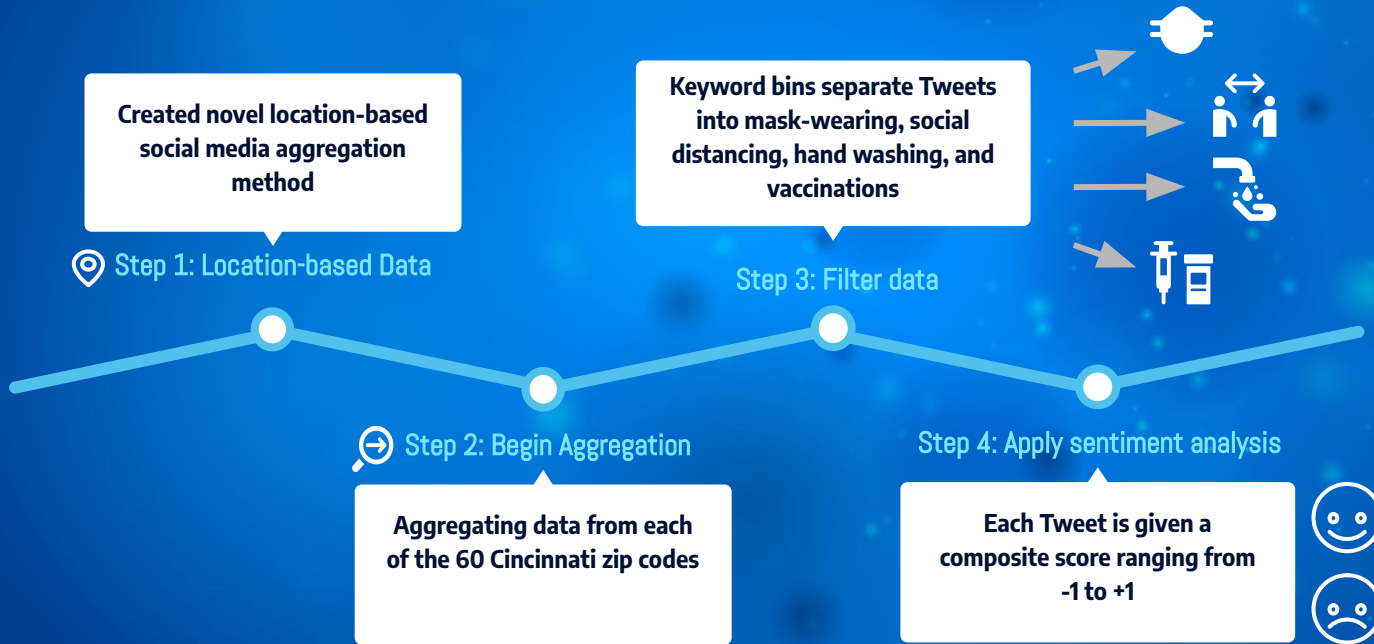


This project has used social media data aggregation from the City of Cincinnati to learn:
What local beliefs or events discussed on social media appear to be most related to the rising incidence of COVID-19 cases?

The background is a solid blue color with several 3D-rendered virus particles scattered across it. The viruses are spherical with numerous small, protruding spikes or receptors on their surface. They vary in size and focus, with some appearing sharp and others blurred in the background.

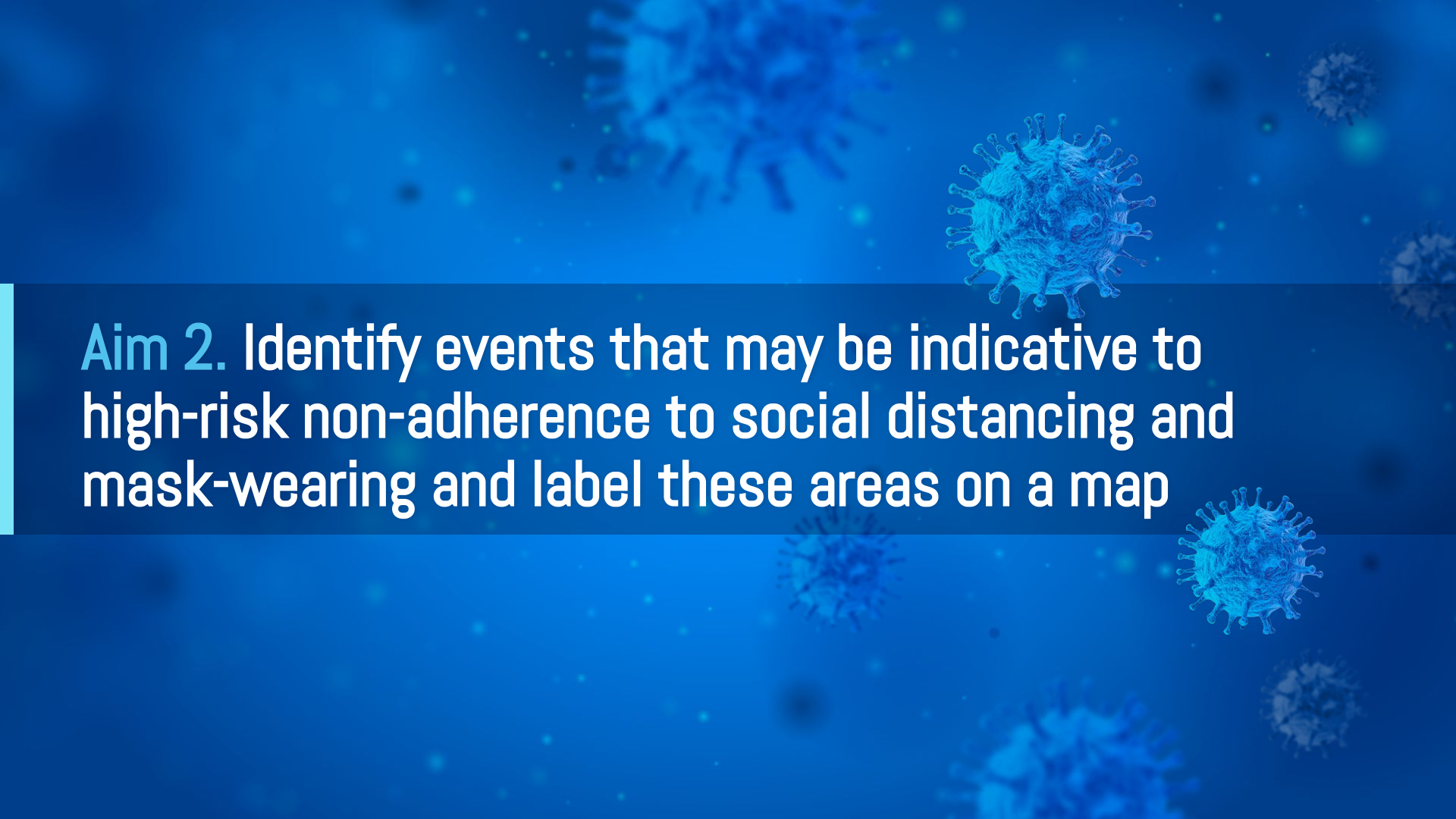
Aim 1. Identify public online discussion of cultural beliefs around prevention activities

Data Collection Process



Preliminary Data

Zip Code	Population Total	Median Age	Median Household Income	Total Tweets	Mean Sentiment	Total Tweets about Masks	Mean Sentiment Toward Masks
45203	2429	29.6	19167	484	0.461	7	0.533
45011	71451	36.8	31646	33406	0.135	365	0.129
45111	324	60.3	78750	15	0.182	1	-0.718

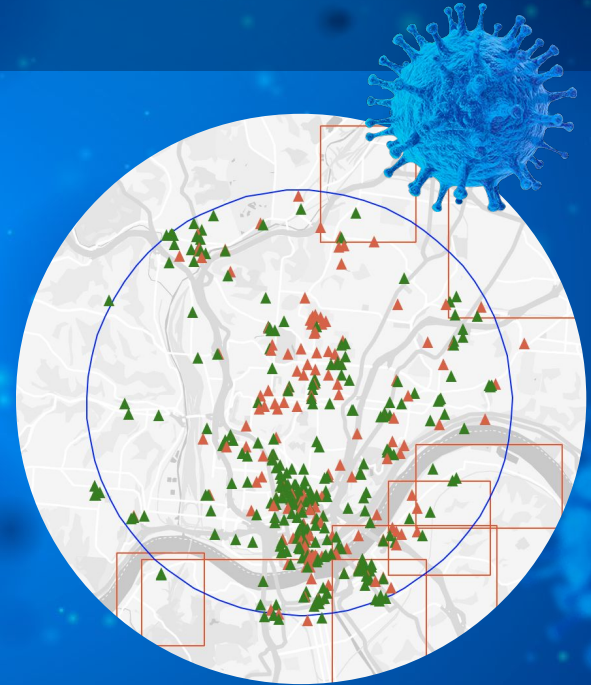
The background is a deep blue color with several stylized, glowing virus particles scattered across it. A prominent, larger virus particle is located in the upper right quadrant, and another is in the lower right. A dark blue horizontal bar spans the width of the image, containing white text. The text is in a bold, sans-serif font. The word 'Aim' is in a light blue color, while the rest of the text is white.

Aim 2. Identify events that may be indicative to high-risk non-adherence to social distancing and mask-wearing and label these areas on a map

Real-time Query Tools

PIVOT
PORTAL FOR INTERMEDIA
VISUALIZATION, OVERLAY
& TRIANGULATION

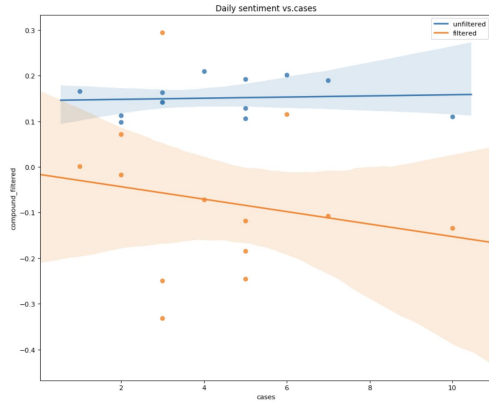
Using common operational picture tool as a method to identify live events in a local area





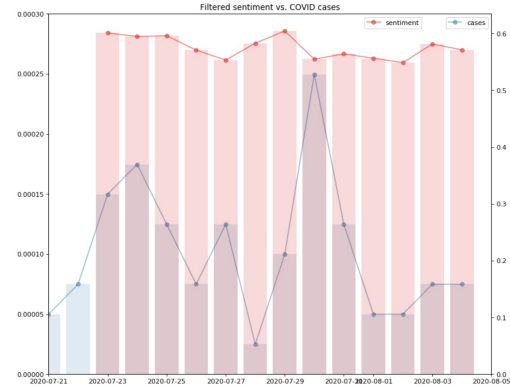
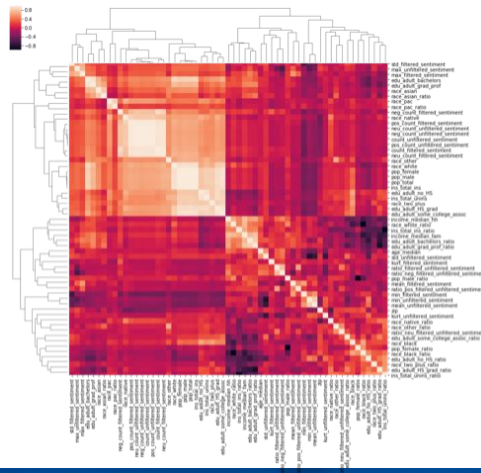
Aim 3. Correlate sentiments towards preventative measures with the incidence of confirmed COVID-19 cases

Exploring the data



Correlating Daily Sentiment with Cases

Correlating All Zip Code Attributes



Comparing count of daily sentiment with cases



Questions? Email us:

jess.kropczynski@uc.edu & elrodnj@ucmail.uc.edu