

# Schubert Research Clinic


## Online Tour



# Before we get started...

- Important acronyms to know:
  - CCHMC = Cincinnati Children's Hospital Medical Center
  - SRC = Schubert Research Clinic
  - T1 = Location of SRC within CCHMC (Building T, Floor 1)

# Directions from Visitor Parking Garage



C Welcome Desk



C Elevators



Hallway to T



End of T Hallway



SRC Registration Area



1. Use the Visitor Parking Garage or Valet Service located at the main entrance of CCHMC. Take the elevators to the Ground Floor.
2. Follow the overhead signs to the Location C Welcome Desk. Walk past the Welcome Desk and past the C Elevators.
3. Continue down the hall. Follow overhead signs into the connecting hallway to Location T.
4. Once inside Location T, the hallway will take you to the Schubert Research Clinic registration area on the first floor of Location T.



# Directions from T Drop-Off Entrance

1. You can also use the circle drive drop off entrance for Location T (240 Albert Sabin Way).
2. You will enter on the second floor and proceed down the steps - or take the elevator at the entrance to the first floor.
3. The registration area will be directly to your right.  
*(Note that parking is still in the visitor garage or valet at 3333 Burnet Ave.)*





## SRC T1 Registration

# SRC T1 Processing Lab

location: T1.465



## Equipment Includes:

- Room temperature, refrigerated, and micro centrifuges
- Fume hood
- DCA Vantage
- Urine Pregnancy and Urinalysis testing
- Refrigerated, -20, and -80 sample storage units
- All electronically monitored and temperature logs available for each unit individually



# T1 Lab Freezers

---





# T2 Sample Storage

- Long Term Sample Storage
- Includes 4 additional  $-80^{\circ}\text{C}$  freezers, 1  $-20^{\circ}\text{C}$  freezer unit and 2 refrigerators
- All units electronically monitored
- Dry ice and supplies for study use
- Storage available for study specific shipping supplies





# Nursing Stations

---


locations:

T1.435 station

T1.525 station

# Med Room

---





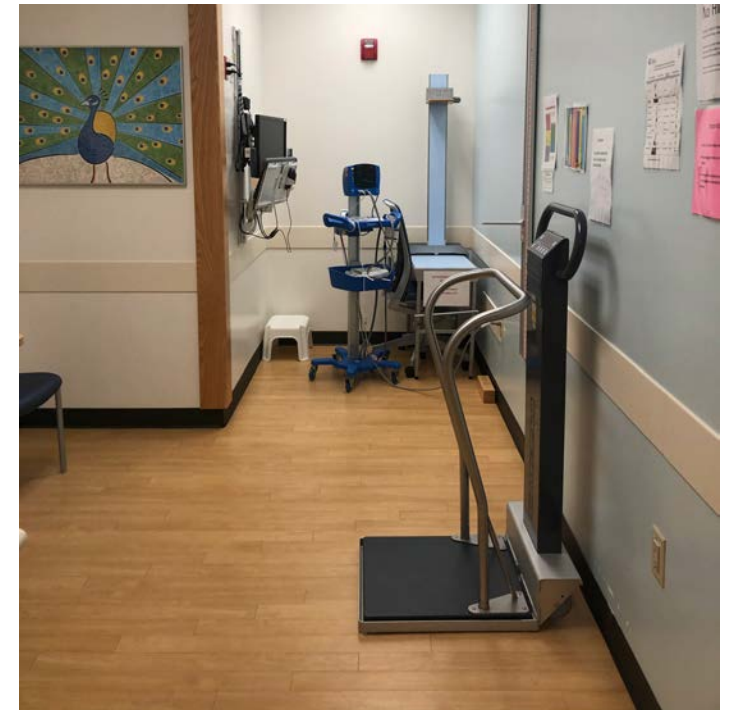
# Crash Cart



# T1 Triage Bay

location: T1.466, T1.464, T1.462

- The clinic has 3 triage bays. Each triage bay is outfitted with a stadiometer, scale, and vital sign monitors. Additional infant scale and length boards are available for study use.
- All scales, stadiometers, and length boards calibrated daily by clinic staff and recorded on equipment logs.
- Yearly, clinical engineering provides preventative maintenance checks and calibrates equipment.
- All calibration reports available to study teams.





# Phlebotomy Room

location: T1.509



# Exam Rooms



- 27 outpatient exam rooms, including behavioral testing rooms, activity/physical therapy rooms
- Computer and EMR access in all rooms
- All rooms equipped with emergency medical gases, equipment and suction
- 7 of the 27 exam rooms with continuous monitoring available and printing capabilities
- Entertainment options include personal televisions, iPad usage, and access to child-life services



# DXA



# Metabolic Kitchen





**Questions?**

[schubertresearchclinic@cchmc.org](mailto:schubertresearchclinic@cchmc.org)

513-517-0500